




Test tubes

Indispensable for daily laboratory work in chemistry, biology, pharmaceuticals, or medicine. Endo Glassware test tubes are available in different materials and capacities.

Each model is supplied in protected boxes which keep the tubes away from dust and dirt particles.

Soda glass test tubes

Code **BGB001, BGB003, BGB030, BGB031, BGB032, BGB033, BGB034, BGB035**




■ Straight edge and round bottom.

Code	Ø (mm)	Height (mm)	Thickness (mm)	Capacity (ml)	Units/box
BGB001	10	75	0.5	3	250
BGB003	12	100	0.8	7	250
BGB030	15.30	160	0.55	25	500
BGB031	16	160	0.8	20	500
BGB032	17.25	180	0.55	35	250
BGB033	17.25	180	0.85	30	250
BGB034	19.25	200	0.55	50	250
BGB035	19.25	200	0.85	50	250

Borosilicate glass test tubes

Code **BGB005, BGB063, BGB006, BGB007, BGB066, BGB008, BGB067, BGB009, BGB072, BGB071, BGB010, BGB011**



■ Straight edge and round bottom.

Code	Ø (mm)	Height (mm)	Thickness (mm)	Capacity (ml)	Units/box
BGB005	10	100	0.8	5	250
BGB063	12	120	1.2	-	250
BGB006	16	160	1.0	25	250
BGB007	16	100	1.5	15	250
BGB066	16	160	1.2	-	250
BGB008	18	180	1.2	-	250
BGB067	18	180	1.5	35	100
BGB009	20	200	1.2	-	100
BGB072	20	200	1.5	50	100
BGB071	22	200	1.5	50	100
BGB010	22	220	1.5	53	100
BGB011	25	200	1.5	60	100



Haemolysis test tubes in soda glass

Code BGB060, BGB061, BGB062




■ Straight edge and round bottom.

Code	Ø (mm)	Height (mm)	Thickness (mm)	Units/box
BGB060	12.25	75	0.50	500
BGB061	12.25	75	0.80	500
BGB062	12	100	0.50	500

PP test tubes

Code BGB025, BGB026



■ Straight edge and round bottom.

Code	Ø (mm)	Height (mm)	Capacity (ml)	Units/box
BGB025	12	75	5	500
BGB026	16	100	15	500

PS test tubes

Code BGB027, BGB028



■ Straight edge and round bottom.

Code	Ø (mm)	Height (mm)	Capacity (ml)	Units/box
BGB027	12	75	5	500
BGB028	16	100	15	500