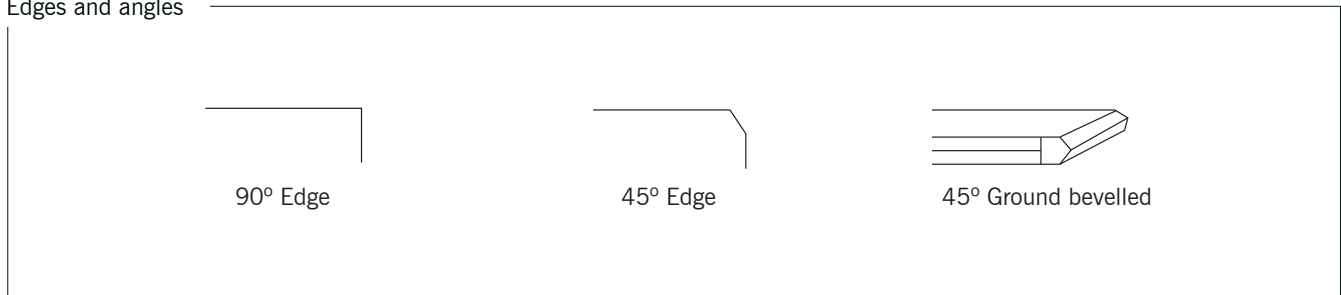



1 | Nahita offers a wide range of microscope slides of different sizes and formats, made of soda glass

2 | For diagnostic and routine applications in Histology and Anatomical Pathology laboratories.

Edges and angles




▶ Standard




- 1 | They are available with cut or grounded edges, with smooth and burr-free ground edges with 45°/90° shape; the last ones are specially recommended in case of handling infectious material for increased safety.
- 2 | Slide dimensions of 26x76 mm and thickness of 1/1.2 mm.
- 3 | 50 units by box.

Code	Edges	Angle
BPB016	Cut	90°
BPB017	Ground	90°
BPB043	Ground	45°



GHÄASEL

- 1 | Esta gama de portaobjetos para microscopio, ha sido desarrollada y dirigida a todos los profesionales que trabajan en biología humana y animal.
- 2 | Los portaobjetos GHÄASEL, de una calidad excepcional, han sido sometidos a un tratamiento hidrofílico de su superficie para una perfecta adhesión celular al portaobjetos y una adhesión óptima de las muestras histológicas.
- 3 | Este tratamiento mejora la fijación de frotis sanguíneos, de muestras citológicas, de secciones histológicas tanto frescas como congeladas, y otro tipo de aplicaciones de histología humana y animal.
- 4 | Estos portas con superficie hidrofílica están disponibles en diferentes formatos, con dimensiones estándar de 26x76 mm y espesor de 1,1 mm.
- 5 | Se suministran en cajas de 50 unidades.



Referencia	Ángulo	Bordes	Banda
BPB033	90°	cortados	No
BPB034	90°	esmerilados	No
BPB035	45°	esmerilados	No



▶ With coloured frosted band



- 1 | Microscope slides with white, green, blue, yellow and pink coloured frosted band of 20 mm.
- 2 | With a standard size (76x26 mm) these slides are ideal for a colour-coded classification of samples according to urgency, technique, department of origin, etc.
- 3 | All the slides present ground edges and are supplied in boxes of 50 units.

Code	Angle	Colour
BPB021	45°	White
BPB027	90°	White
BPB022*	45°	Orange
BPB028	90°	Orange
BPB023*	45°	Yellow
BPB029*	90°	Yellow
BPB024	45°	Green
BPB030	90°	Green
BPB025	45°	Pink
BPB031	90°	Pink
BPB032	90°	Blue
BPB026	45°	Blue

* estas referencias se suministran bajo pedido




- 1 | Microscope slides with white, green, blue, yellow and pink coloured frosted band of 20 mm.
- 2 | With a standard size (76x26 mm) these slides are ideal for a colour-coded classification of samples according to urgency, technique, department of origin, etc.
- 3 | All the slides present ground edges and are supplied in boxes of 50 units.

Code	Angle	Colour
BPB050	90°	Green
BPB051	90°	Pink
BPB052	90°	Yellow

These references are available until end of stock.


▶ With cavities



- 1 | Available with 1, 2 or 3 cavities for a permanent mounting of thick specimens (insects, minerals) or for diagnostic applications in which visualization of cell or particle suspensions is required.
- 2 | Ground edges 90° and thickness of 1.2 mm, standard dimensions 26x76 mm

Code	N° cavities	Ø Cavity
BPB001	1	15 mm
BPB002	2	15 mm
BPB045	3	15 mm

▶ 3 fields for cytology




- 1 | Specially designed for taking cytology samples in gynecology, they present 3 fields of 18 mm each identified as V, C and E for the different samples.
- 2 | With white marking area of 20 mm, 90° ground edges and a standard size of 26x76 mm.
- 3 | They are supplied in boxes of 50 units.

Code	N° fields	Dimensions
BPB005	3	76 x 26 mm

▶ Diagnostic



- 1 | Specially designed to be used in immunofluorescence techniques, they present a hydrophobic coating with 1, 3, 6, 8 or 10 hydrophilic reaction wells that allow the analysis of a particular cellular type with different antibodies or different dilutions of the same antibody without the risk of cross contamination.
- 2 | The coating is made of a blue teflon mask highly resistant to the organic solvents and reagents used in the histological techniques.
- 3 | The slides are standard sized (76x26 mm) and present 90° ground edges and a marking band of 20 mm to perfectly identify the samples.



Code	N° fields	Ø field	Numbered
BPB003	1	6 mm	No
BPB006	3	10 mm	No
BPB008	6	8 mm	No
BPB009	8	9 mm	No
BPB011	10	8 mm	No
BPB012	8	6 mm	Yes
BPB013	10	6 mm	Yes
BPB014	10	8 mm	Yes
BPB015	10	7 mm	Yes, clockwise

These references are available until end of stock.

▶ Special size



- 1 | Microscope slides with size greater than standard and an approximate thickness of 1 mm.
- 2 | They permit mounting large samples or several tissue sections in the same slide.
- 3 | Available in several formats and supplied in boxes of ready-to-use.

Code	Dimensions	Edges	Pack
BPB038	76x50 mm	Cut	50 uds
BPB039*	76x50 mm	Ground	50 uds
BPB040*	76x50 mm	Ground, frosted band	50 uds
BPB041	45x30 mm	Cut	25 uds
BPB042	80x65 mm	Cut	15 uds
BPB053*	76x50 mm	Cut	50 uds

**These references are available until end of stock.*



▶ With frosted band



- 1 | At one end, slides with double-frosted band made of ground glass to mark and identify samples.
- 2 | Slide dimensions of 26x76 mm and thickness of 1/1.2 mm.
- 3 | 50 units by box.

Code	Edges	Angle
BPB018	Cut	90°
BPB019	Ground	90°
BPB020	Ground, bevelled	45°
BPB044	Ground	45°

GHÄASEL



- 1 | This range of microscopes slides has been designed for all professionals who work in the human and animal biology area.
- 2 | The new Ghäasel microscopes slides, of an exceptional quality, have been exposed to a hydrophilic treatment for a perfect cell adhesion to the slide surface.
- 3 | This treatment provide an optimal attachment of the blood smear, cytologic samples, histologic section both fress and frozen and other kind of human or animal histologic routin applications.
- 4 | Ghäasel slides are available in different formats, with standard dimensions 26x76 mm and thickness of 1.1 mm.
- 5 | These are supplied in 50 pieces box.

Code	Angle	Bordes	Band
BPB036	90°	Cut	Double frosted
BPB037	90°	Ground	Double frosted

▶ Banda mate: Special size 76x25,5 mm



- 1 | Microscope slides with a special size of 76x25,5 mm, appropriated for use in automatic devices.
- 2 | At one end, the slides present a frosted band made of ground glass to mark and identify samples.
- 3 | Ground edges 45° and thickness of 1 mm.
- 4 | Supplied in cardboard boxes of 50 units.

Code	Edges	Band
BPB054	Ground	Frosted



We have a great range of microscope cover slides with different format and size, of soda glass as well as borosilicate.


▶ Redondos, vidrio soda



- 1 | Manufactured in soda glass, transparent and without digital impressions.
- 2 | They have a uniform thickness 0.13-0.16 mm.
- 3 | They are supplied in boxes of 100 units

Code	Diameter
BPD010	10 mm
BPD011	12 mm
BPD013	18 mm
BPD014	20 mm
BPD015	22 mm
BPD030	14 mm
BPD031	16 mm

▶ Square and rectangular soda cover



- 1 | Manufactured in soda glass, transparent and without digital impressions.
- 2 | They have a uniform thickness 0.13-0.16 mm.
- 3 | They are supplied in boxes of 100 units

Code	Dimensions	Form
BPD001	12x12 mm	Square
BPD002	18x18 mm	Square
BPD003	20x20 mm	Square
BPD004	22x22 mm	Square
BPD005	24x24 mm	Rectangular
BPD006	24x32 mm	Rectangular
BPD007	24x40 mm	Rectangular
BPD008	24x50 mm	Rectangular
BPD009	24x60 mm	Rectangular

▶ Square and rectangular borosilicate glass



ISO
8255

- 1 | Manufactured in borosilicate glass under ISO8255 standard.
- 2 | It has a uniform thickness of 0.13-0.17 mm.
- 3 | They are supplied in boxes of 100 units

Code	Pack	Dimensions	Form
BPD016	200 unidades	18x18 mm	Square
BPD017	200 unidades	20x20 mm	Square
BPD018	200 unidades	22x22 mm	Square
BPD019	100 unidades	22x32 mm	Rectangular
BPD020	200 unidades	24x24 mm	Square
BPD021	100 unidades	24x32 mm	Rectangular
BPD022	100 unidades	24x36 mm	Rectangular
BPD023	100 unidades	24x40 mm	Rectangular
BPD024	100 unidades	24x50 mm	Rectangular
BPD025	100 unidades	24x60 mm	Rectangular
BPD029	100 unidades	22x32 mm	Rectangular